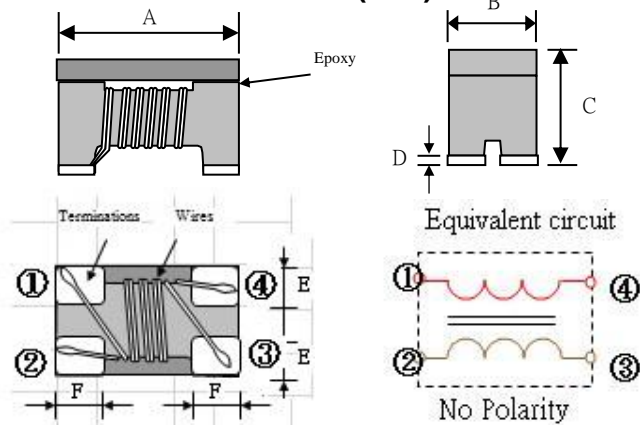


ITEM P/N	CF 4532A-SERIES	TEST INSTRUMENT	Microtest6379 / Agilent4338B
PRODUCT	COMMON MODE FILTERS	TEST FREQUENCY	100 KHz / 0.5V

PACKING DIMENSIONS (mm)

CF4532	Dimensions
A	4.5 ± 0.2
B	3.2 ± 0.2
C	2.8 ± 0.2
D	0.2 ± 0.1
E	1.2Typ.
F	1.0Typ.

EXPLANATION OF PART NUMBERS

1	2	3	4	5	6	7	8	9	10	
C	F	4	5	3	2	A	-	1	1	0
(1)	(2)					(3)		(4)		

- (1) Product name
- (2) Shapes and dimensions
- (3) Classification
- (4) Inductance Value(typ.)

ELECTRICAL CHARACTERISTICS

P/N	L(μH)	DCR (Ω)	Idc(mA)	Rated Voltage	Insulation Resistance
	Common Mode				
	Inductance at 100KHz				
	[Max]	[Max]	Vdc (V)Typical	IR (MΩ)Min.	
CF 4532A-110	(+50%/-30%)	0.60	250	50	10
	11				
CF 4532A-220	(+50%/-30%)	1.00	200	50	10
	22				
CF 4532A-510	(+50%/-30%)	1.00	200	50	10
	51				
CF 4532A-101	(+50%/-30%)	3.00	150	50	10
	100				
CF 4532L-201	(+50%/-30%)	4.50	100	50	10
	200				

Operating temperature : -25 to +85°C

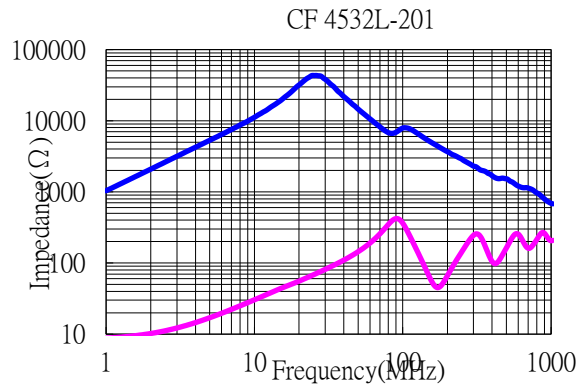
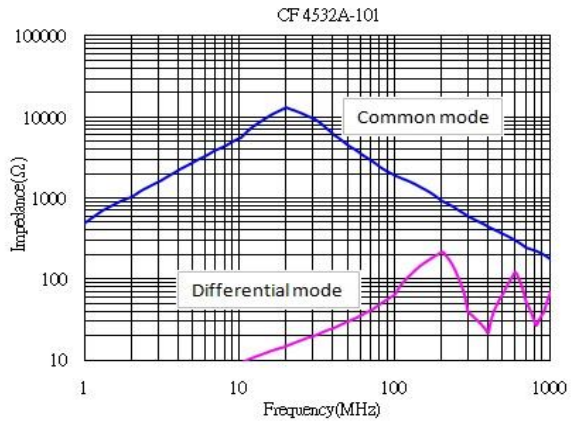
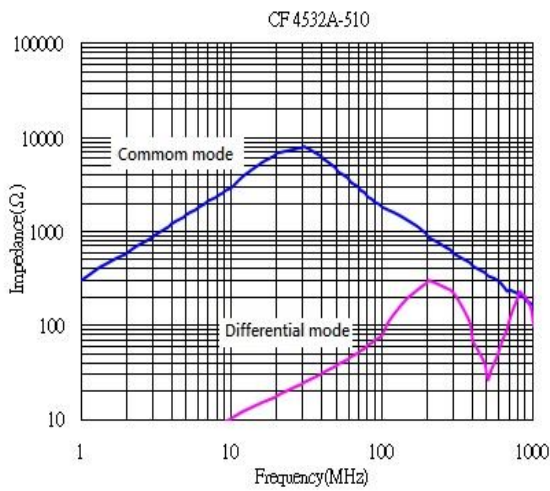
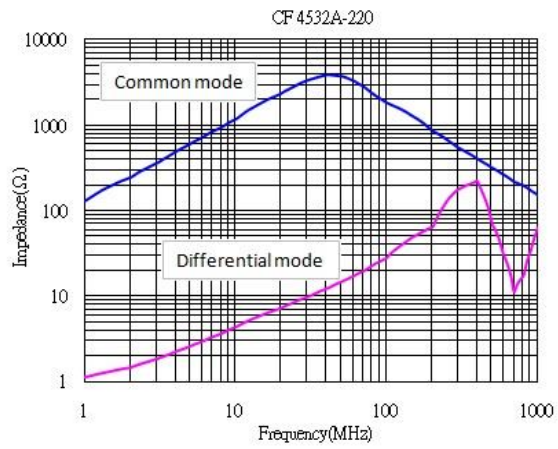
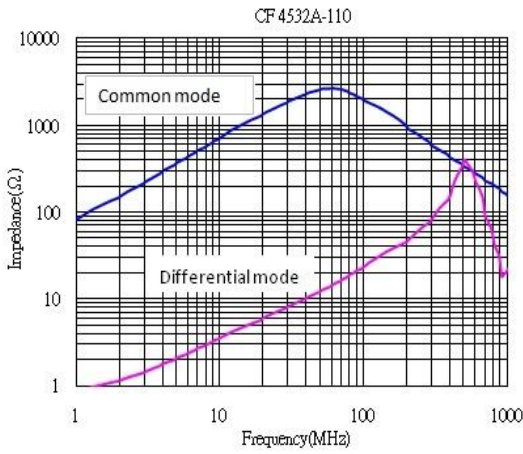
Storage temp. and humidity : -40 to +85°C ,70%RH max

If Use Wave soldering is there will be some risk. Re-flow soldering temperatures below 240 degrees, there will be unwitting risk

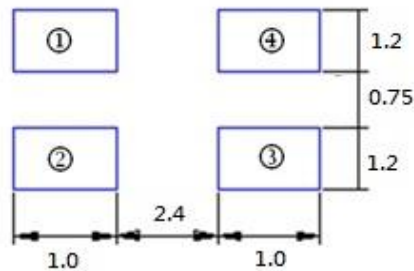
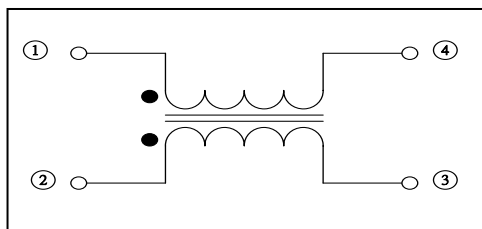
Page: 1

ITEM P/N	CF 4532A-SERIES	TEST INSTRUMENT	Microtest6379 / Agilent4338B
PRODUCT	COMMON MODE FILTERS	TEST FREQUENCY	100 KHz / 0.5V

PERFORMANCE CURVES



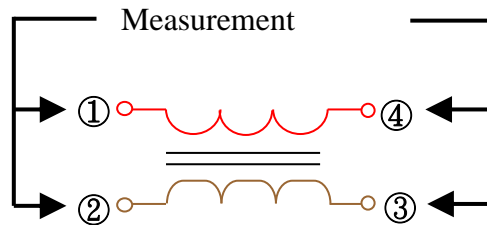
Equivalent Circuit & Recommended Footprint



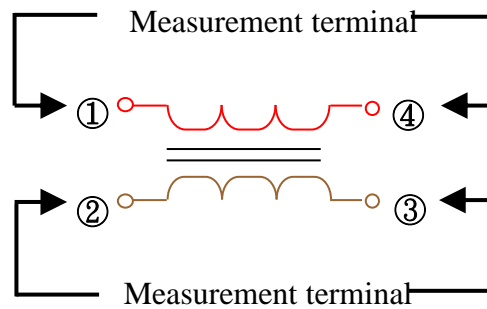
ITEM P/N	CF 4532A-SERIES	TEST INSTRUMENT	Microtest6379 / Agilent4338B
PRODUCT	COMMON MODE FILTERS	TEST FREQUENCY	100 KHz / 0.5V

Test Equipment**Inductance**

Measured by using Microtest 6377 LCR METER.

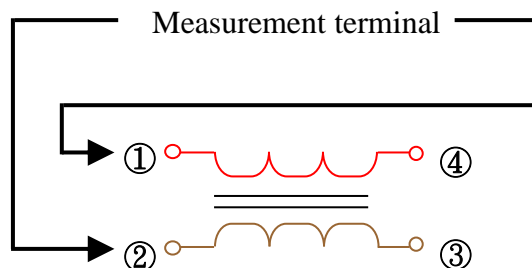
**DC Resistance**

Measured by using Agilent4338B mill ohm meter.

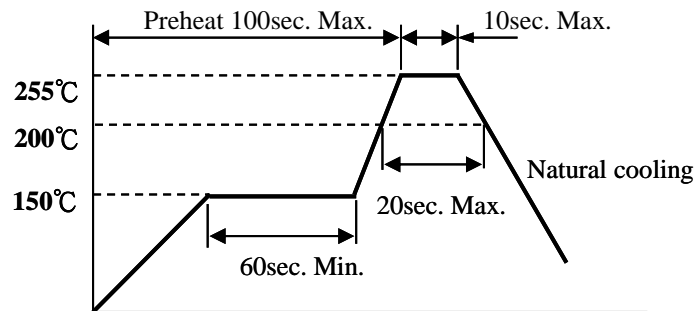
**Insulation Resistance**

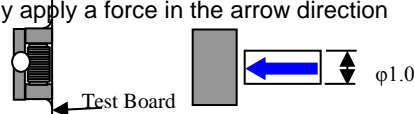
Measured by using Chroma 19073

Measurement voltage : 50v , Measurement time : 60 sec.



ITEM P/N	CF 4532A-SERIES	TEST INSTRUMENT	Microtest6379 / Agilent4338B
PRODUCT	COMMON MODE FILTERS	TEST FREQUENCY	100 KHz / 0.5V

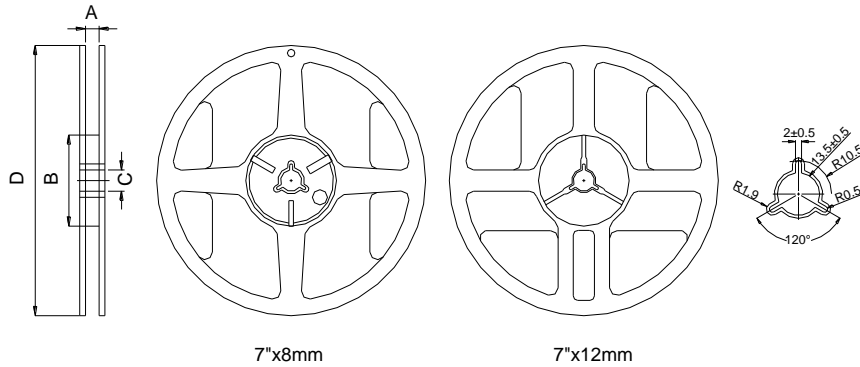
RECOMMENDED SOLDERING TEMP. GRAPH**MECHANICAL RELIABILITY**

TEST	Specification & Requirement	Method Used
Solderability	The surface of terminal/pin tested shall be covered with new solder by 90%	Solder heat proof: Preheating: 150 ±10°C 60 seconds Soldering: 245 ±5°C for 4 ±1 sec
Solder Heat Resistance	Components should have not evidence of electrical and mechanical damage Impedance: within ±15% of initial value	Preheating: 150°C 60secs Solder temperature: 260±5°C Flux: rosin Dip time: 10±0.5 secs
Terminal strength	Series No.	F (Kg)
	CM1210A/D	0.2
	CM1608A/C	0.5
	CM2012A/B/C	0.5
	CM3216A	1.0
	CF4532A	1.0
		Solder a chip to test substrate and then laterally apply a force in the arrow direction 

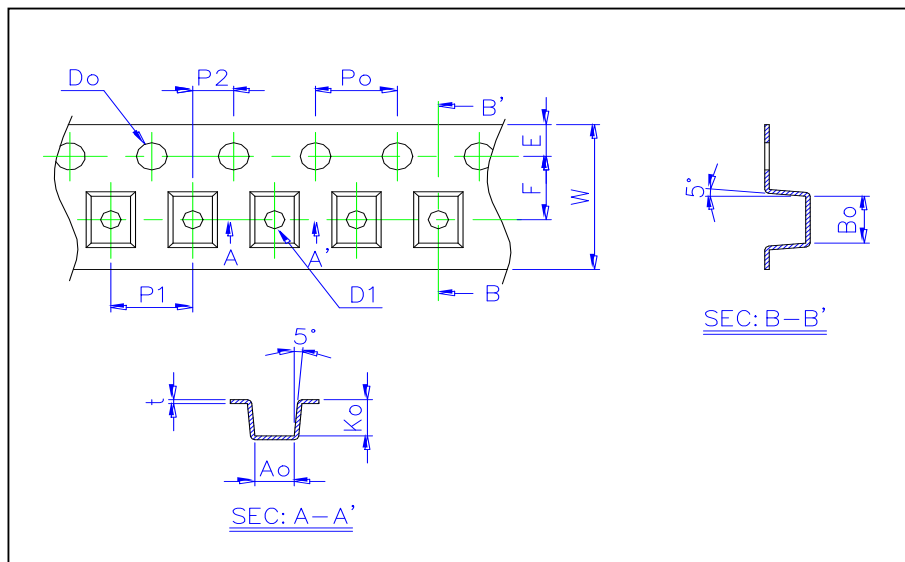
ENDURANCE RELIABILITY

TEST	Specification & Requirement	Method Used
Thermal Shock	Impedance change within ± 15% Without mechanical damage	-65°C, (30 mins) -> room temp. (2 mins) -> 125°C, (30 mins) -> room temp. (2 mins) 50 cycles
Humidity Resistance	Impedance change within ± 15% Without mechanical damage	Apply IDC current @ 60°C ambient Humidity: 90% Duration: 168 hrs
Low Temp. Storing	Impedance change within ± 15% Without mechanical damage	Storing Temp. -40 ±2 °C for total 168 +5/-0 hours
High Temp. Storing	Impedance change within ± 15% Without mechanical damage	Storing Temp. 125 ±2 °C for total 168 +5/-0 hours

ITEM P/N	CF 4532A-SERIES	TEST INSTRUMENT	Microtest6379 / Agilent4338B
PRODUCT	COMMON MODE FILTERS	TEST FREQUENCY	100 KHz / 0.5V

Reel Dimension & Tape Dimension

Type	A(mm)	B(mm)	C(mm)	D(mm)
7"x8mm	9.0±0.5	60±2	13.5±0.5	178±2
7"x12mm	13.5±0.5	60±2	13.5±0.5	178±2



Size	Ao(mm)	Bo(mm)	Ko(mm)	W(mm)	E(mm)	F(mm)	Po(mm)	P1(mm)	Do(mm)
1210	1.40±0.10	1.15±0.10	0.93±0.10	8.00±0.20	1.75±0.10	3.50±0.05	4.0±0.05	4.0±0.10	1.5+0.1,-0
1608	1.00±0.10	1.65±0.10	1.18±0.10	8.00±0.20	1.75±0.10	3.50±0.05	4.0±0.05	4.0±0.10	1.5+0.1,-0
2012	1.50±0.10	2.35±0.10	1.45±0.10	8.00±0.20	1.75±0.10	3.50±0.05	4.0±0.05	4.0±0.10	1.5+0.1,-0
3216	1.88±0.10	3.50±0.10	2.10±0.10	8.00±0.20	1.75±0.10	3.50±0.05	4.0±0.05	4.0±0.10	1.5+0.1,-0
4532	3.45±0.10	4.90±0.10	3.05±0.10	12.00±0.20	1.75±0.10	5.50±0.05	4.0±0.05	8.0±0.10	1.5+0.1,-0

Packaging Quantity(Unit : PCS)

Chip Size	1210	1608	2012	3216	4532
8mm/ Reel	3000	2000	2000	2000	500