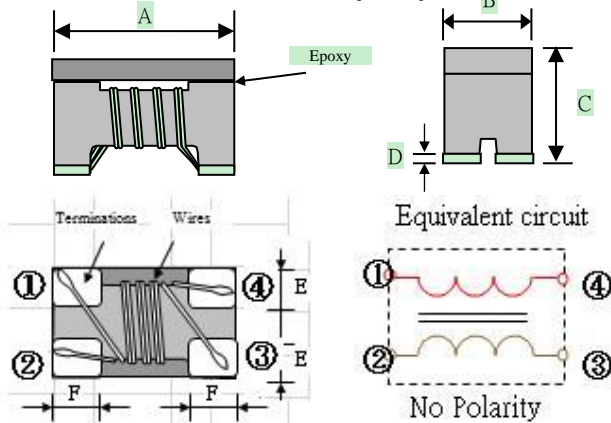


ITEM P/N	CM2012D-SERIES	TEST INSTRUMENT	Agilent4291B / Agilent4338B
PRODUCT	COMMON MODE CHOKE	TEST FREQUENCY	100 MHz / 0.5V

PACKING DIMENSIONS (mm)

CM2012D	Dimensions
A	2.0 ± 0.2
B	1.2 ± 0.2
C	1.2 ± 0.2
D	0.2 ± 0.1
E	0.40 Typ
F	0.45 Typ

EXPLANATION OF PART NUMBERS

1	2	3	4	5	6	7	8	9	10	11
C	M	2	0	1	2	D	-	9	0	S
(1)	(2)					(3)		(4)		(5)

(1) Product name

(2) Shapes and dimensions

(3) Shielding Type

D USB3.0 / 7.5G

(4) Impedance 【 at 100MHz】

900:90Ω

(5) Tolerance

S=±25% ; M=±20% ; N=±30%

ELECTRICAL CHARACTERISTICS

P/N	Z(Ω)	DCR (Ω)	Idc(mA)	Rated Voltage	Insulation Resistance	Cut-off Frequency	Characteristic Resistance
	Common Mode						
	Impedance at 100MHz						
	[Max]	[Max]	Vdc (V)Typical	IR (MΩ)Min.	(GHz)	(Ω)	
CM2012D-120N	12	0.25	420	50	10	7.5 typ.	100 typ.
CM2012D-240□	24	0.25	420	50	10	7.5 typ.	100 typ.
CM2012D-250□	25	0.22	420	50	10	7.5 typ.	100 typ.
CM2012D-320□	32	0.25	400	50	10	7.5 typ.	100 typ.
CM2012D-600□	60	0.30	300	50	10	7.5 typ.	100 typ.
CM2012D-900□	90	0.30	300	50	10	7.5 typ.	100 typ.

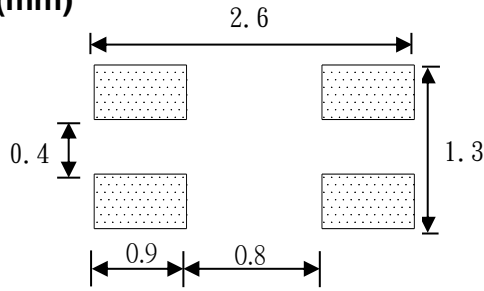
Operating temperature : -25 to +85°C

Storage temp. and humidity : -40 to +85°C ,70%RH max

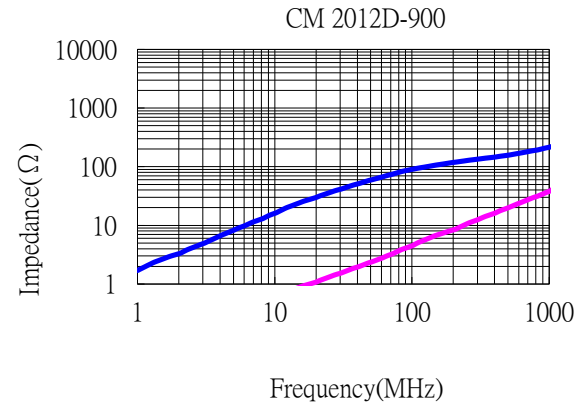
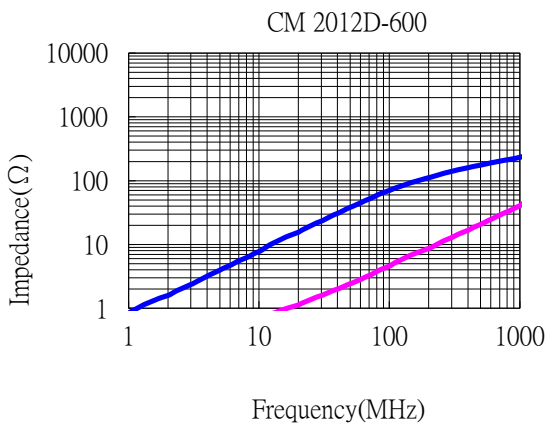
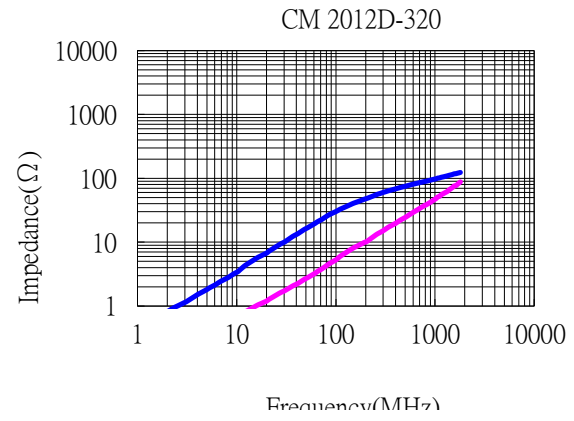
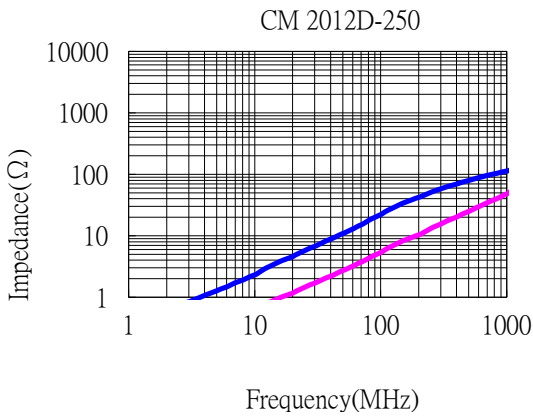
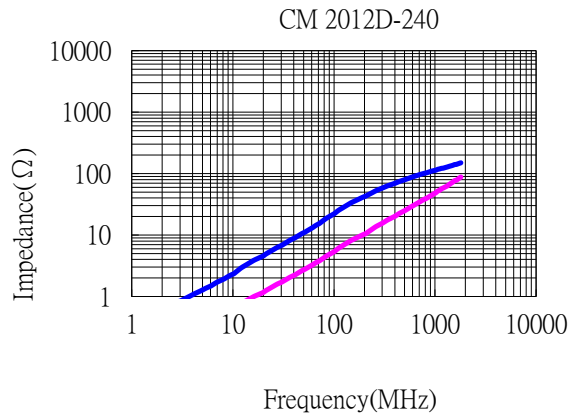
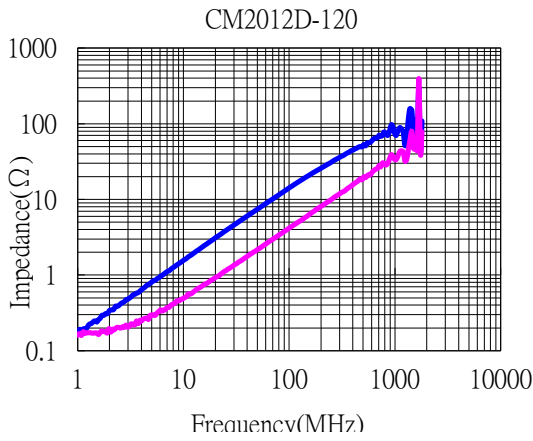
If Use Wave soldering is there will be some risk. Re-flow soldering temperatures below 240 degrees, there will be unwitting risk

ITEM P/N	CM2012D-SERIES	TEST INSTRUMENT	Agilent4291B / Agilent4338B
PRODUCT	COMMON MODE CHOKE	TEST FREQUENCY	100 MHz / 0.5V

Recommended Footprint(mm)



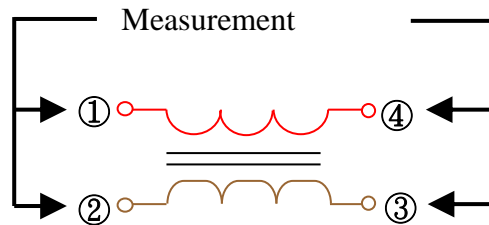
PERFORMANCE CURVES



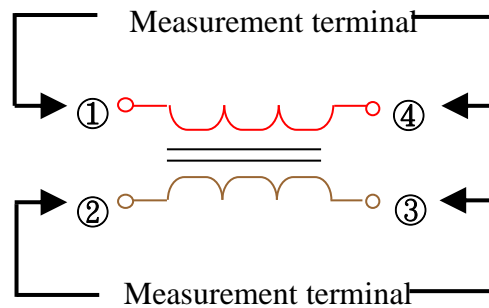
ITEM P/N	CM2012D-SERIES	TEST INSTRUMENT	Agilent4291B / Agilent4338B
PRODUCT	COMMON MODE CHOKE	TEST FREQUENCY	100 MHz / 0.5V

Test Equipment**Impedance**

Measured by using Agilent 4291B RF Impedance Analyzer.

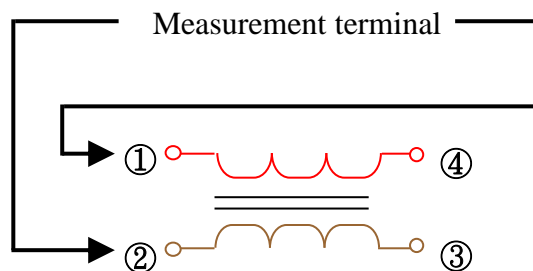
**DC Resistance**

Measured by using Agilent4338B mill ohm meter.

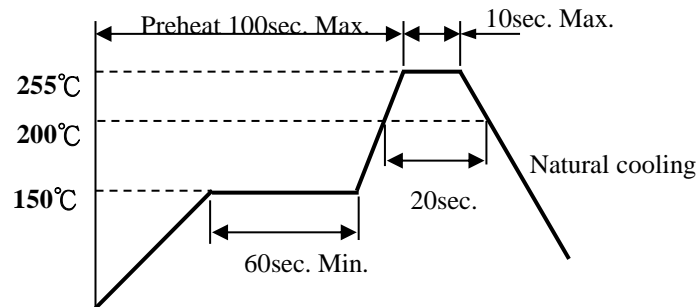
**Insulation Resistance**

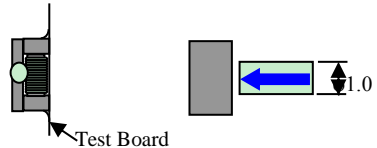
Measured by using Chroma 19073

Measurement voltage : 50v ,Measurement time : 60 sec.



ITEM P/N	CM2012D-SERIES	TEST INSTRUMENT	Agilent4291B / Agilent4338B
PRODUCT	COMMON MODE CHOKE	TEST FREQUENCY	100 MHz / 0.5V

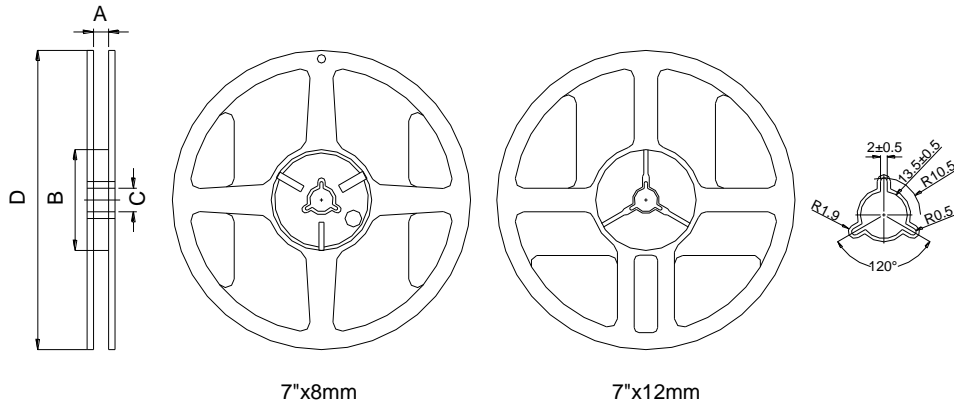
RECOMMENDED SOLDERING TEMP. GRAPH**MECHANICAL RELIABILITY**

TEST	Specification & Requirement	Method Used
Solderability	The surface of terminal/pin tested shall be covered with new solder by 90%	Solder heat proof: Preheating: 150 ±10°C 60 seconds Soldering: 245 ±5°C for 4 ±1 sec
Solder Heat Resistance	Components should have not evidence of electrical and mechanical damage Impedance: within ±15% of initial value	Preheating: 150°C 60secs Solder temperature: 260±5°C Flux: rosin Dip time: 10±0.5 secs
Terminal strength	Series No.	F (Kg)
	CM1608	0.5
	CM2012	0.5
	CM3216	1.0
		Solder a chip to test substrate and then laterally apply a force in the arrow direction 

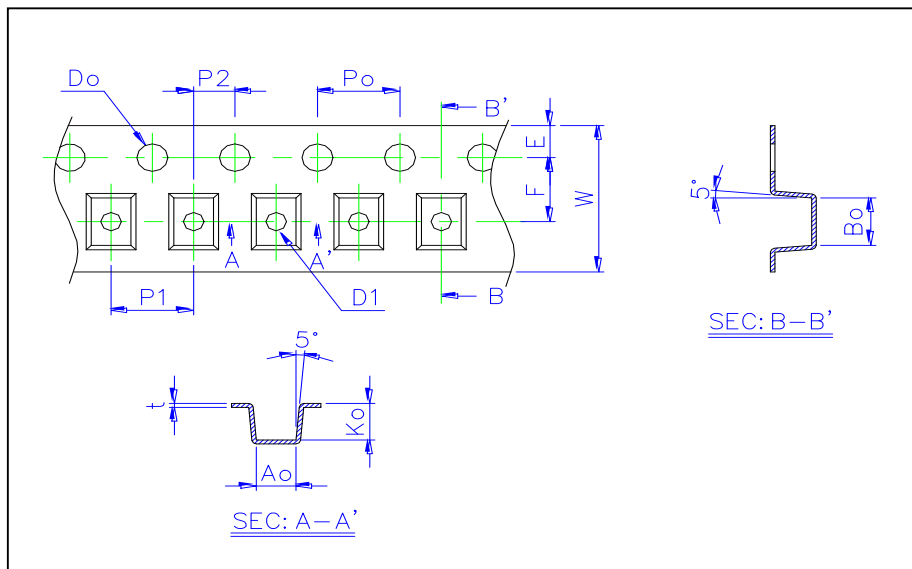
ENDURANCE RELIABILITY

TEST	Specification & Requirement	Method Used
Thermal Shock	Impedance change within ± 15% Without mechanical damage	-65°C, (30 mins) -> room temp. (2 mins) -> 125°C, (30 mins) -> room temp. (2 mins) 50 cycles
Humidity Resistance	Impedance change within ± 15% Without mechanical damage	Apply IDC current @ 60°C ambient Humidity: 90% Duration: 168 hrs
Low Temp. Storing	Impedance change within ± 15% Without mechanical damage	Storing Temp. -40 ±2 °C for total 168 +5/-0 hours
High Temp. Storing	Impedance change within ± 15% Without mechanical damage	Storing Temp. 125 ±2 °C for total 168 +5/-0 hours

ITEM P/N	CM2012D-SERIES	TEST INSTRUMENT	Agilent4291B / Agilent4338B
PRODUCT	COMMON MODE CHOKE	TEST FREQUENCY	100 MHz / 0.5V

Reel Dimension & Tape Dimension

Type	A(mm)	B(mm)	C(mm)	D(mm)
7"x8mm	9.0±0.5	60±2	13.5±0.5	178±2
7"x12mm	13.5±0.5	60±2	13.5±0.5	178±2



Size	Ao(mm)	Bo(mm)	Ko(mm)	W(mm)	E(mm)	F(mm)	Po(mm)	P1(mm)	Do(mm)
1608	1.00±0.10	1.65±0.10	1.18±0.10	8.00±0.20	1.75±0.10	3.50±0.05	4.0±0.05	4.0±0.10	none
2012	1.50±0.10	2.35±0.10	1.45±0.10	8.00±0.20	1.75±0.10	3.50±0.05	4.0±0.05	4.0±0.10	1.0±0.1
3216	1.88±0.10	3.50±0.10	2.10±0.10	8.00±0.20	1.75±0.10	3.50±0.05	4.0±0.05	4.0±0.10	1.0±0.1

Packaging Quantity

Chip Size	1608	2012	3216
8mm/ Reel	2000	2000	2000