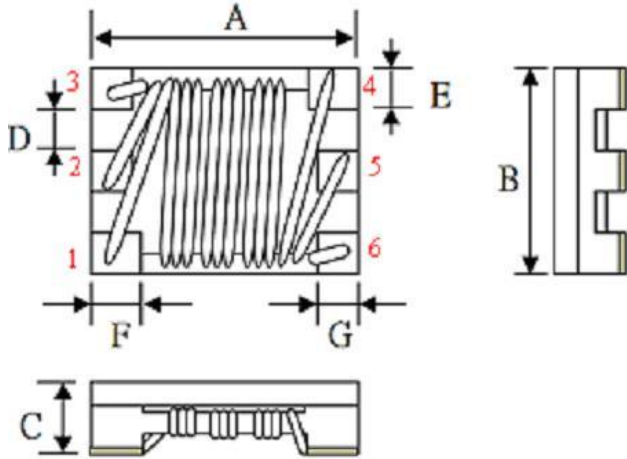


ITEM P/N	TCM2520-SERIES-3P	TEST INSTRUMENT	Agilent4291B / Agilent4338B
PRODUCT	COMMON MODE CHOKE	TEST FREQUENCY	100 MHz / 0.5V

PACKING DIMENSIONS (mm)

TCM2520	Dimensions
A	2.5 ± 0.2
B	2.0 ± 0.2
C	1.2 ± 0.2
D	0.2 ± 0.1
E	0.50 ± 0.1
F	0.45 ± 0.1
G	0.40 ± 0.1

1	2	3	4	5	6	7	8	9	10	11	12		
T	C	M	2	5	2	0	-	1	0	2	-	S	3P
(1)	(2)					(3)		(4)		(5)			

- (1) Product name
 (2) Shapes and dimensions
 (3) Impedance 【 at 100MHz 】
 102:1000Ω
 (4) Tolerance: S = ±25% ; M = ±20%
 (5) Number of line
 3P: 3line

ELECTRICAL CHARACTERISTICS

P/N	Z(Ω)	DCR (Ω)	Idc(mA)	Rated Voltage	Insulation Resistance
	Common Mode				
	Impedance at 100MHz	[Max]	[Max]	Vdc (V)Typical	IR (MΩ)Min.
TCM2520-601-3P	600	1.20	200	20	10
TCM2520-801-3P	800	1.60	150	20	10
TCM2520-102-3P	1000	1.60	150	20	10

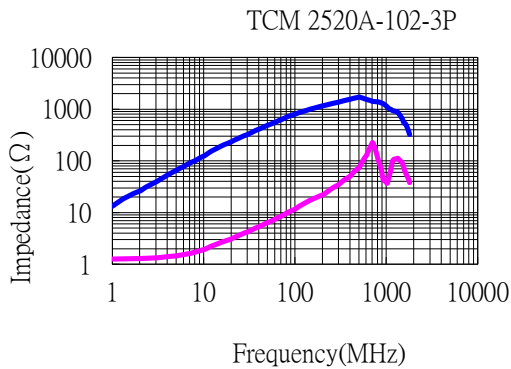
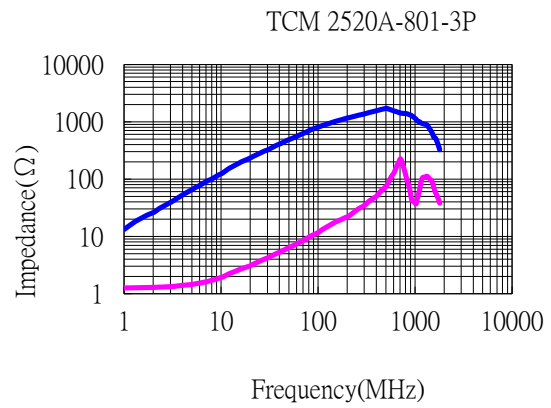
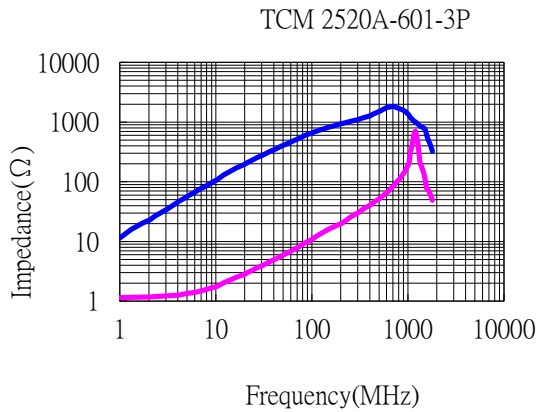
Operating temperature : -25 to +85°C

Storage temp. and humidity : -40 to +85°C ,70%RH max

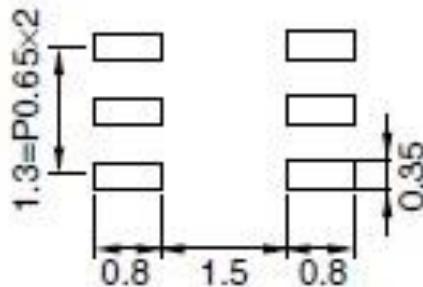
If Use Wave soldering is there will be some risk. Re-flow soldering temperatures below 240 degrees, there will be unwitting risk

ITEM P/N	TCM2520-SERIES-3P	TEST INSTRUMENT	Agilent4291B / Agilent4338B
PRODUCT	COMMON MODE CHOKE	TEST FREQUENCY	100 MHz / 0.5V

PERFORMANCE CURVES



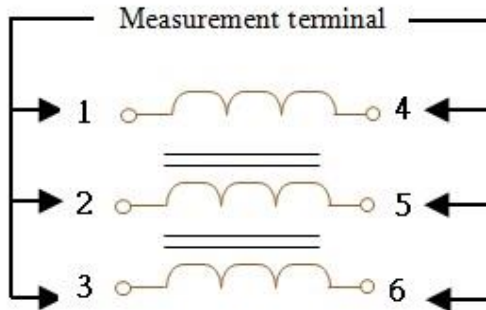
Recommended Soldering Conditions (Please use this product by reflow soldering)
Recommended Footprint(mm)



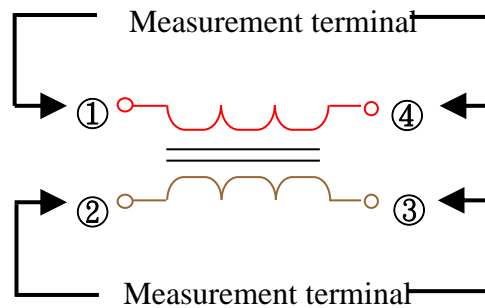
ITEM P/N	TCM2520-SERIES-3P	TEST INSTRUMENT	Agilent4291B / Agilent4338B
PRODUCT	COMMON MODE CHOKE	TEST FREQUENCY	100 MHz / 0.5V

Test Equipment**Impedance**

Measured by using Agilent 4291B RF Impedance Analyzer.

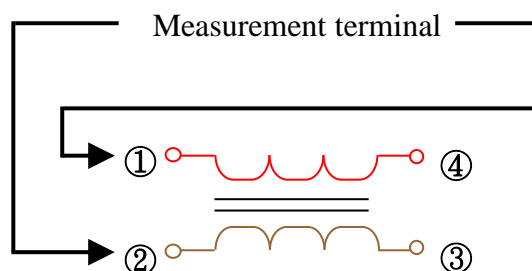
**DC Resistance**

Measured by using Agilent4338B mill ohm meter.

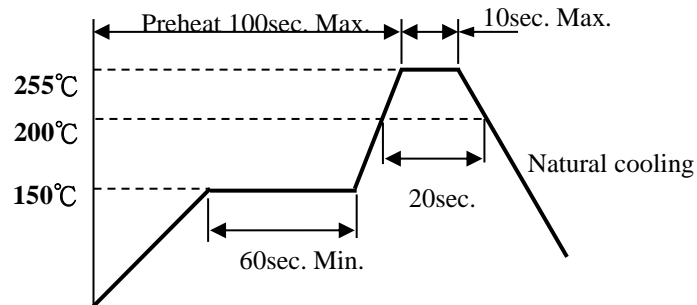
**Insulation Resistance**

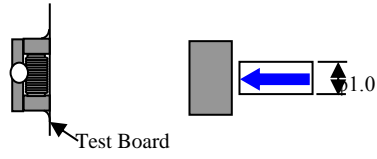
Measured by using Chroma 19073

Measurement voltage : 50v ,Measurement time : 60 sec.



ITEM P/N	TCM2520-SERIES-3P	TEST INSTRUMENT	Agilent4291B / Agilent4338B
PRODUCT	COMMON MODE CHOKE	TEST FREQUENCY	100 MHz / 0.5V

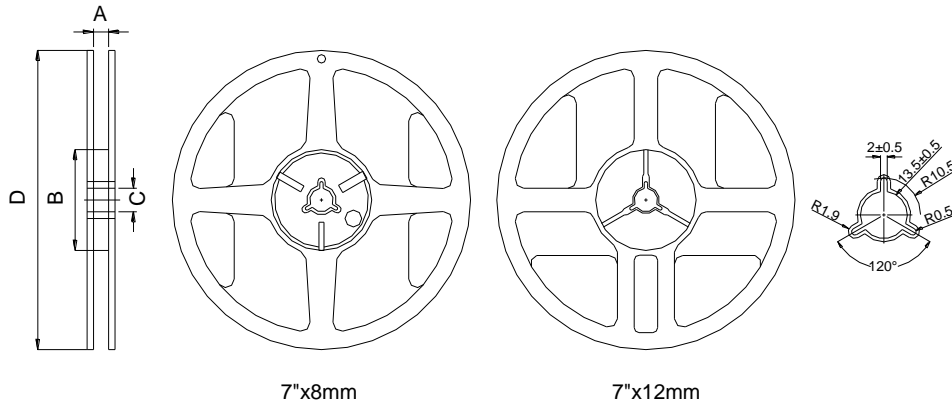
RECOMMENDED SOLDERING TEMP. GRAPH**MECHANICAL RELIABILITY**

TEST	Specification & Requirement	Method Used
Solderability	The surface of terminal/pin tested shall be covered with new solder by 90%	Solder heat proof: Preheating: 150 ±10°C 60 seconds Soldering: 245 ±5°C for 4 ±1 sec
Solder Heat Resistance	Components should have not evidence of electrical and mechanical damage Impedance: within ±15% of initial value	Preheating: 150°C 60secs Solder temperature: 260±5°C Flux: rosin Dip time: 10±0.5 secs
Terminal strength	Series No.	F (Kg)
	CM1608A/C	0.5
	CM2012A/B/C	0.5
	CM2520A/TCM2520	0.5
	CM3216A	1.0
		Solder a chip to test substrate and then laterally apply a force in the arrow direction 

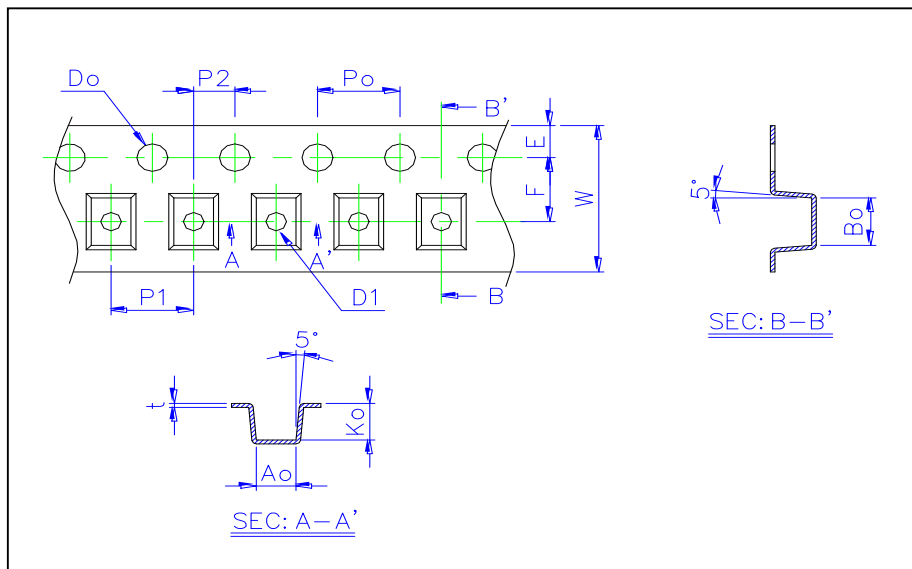
ENDURANCE RELIABILITY

TEST	Specification & Requirement	Method Used
Thermal Shock	Impedance change within ± 15% Without mechanical damage	-65°C, (30 mins) -> room temp. (2 mins) -> 125°C, (30 mins) -> room temp. (2 mins) 50 cycles
Humidity Resistance	Impedance change within ± 15% Without mechanical damage	Apply IDC current @ 60°C ambient Humidity: 90% Duration: 168 hrs
Low Temp. Storing	Impedance change within ± 15% Without mechanical damage	Storing Temp. -40 ±2 °C for total 168 +5/-0 hours
High Temp. Storing	Impedance change within ± 15% Without mechanical damage	Storing Temp. 125 ±2 °C for total 168 +5/-0 hours

ITEM P/N	TCM2520-SERIES-3P	TEST INSTRUMENT	Agilent4291B / Agilent4338B
PRODUCT	COMMON MODE CHOKE	TEST FREQUENCY	100 MHz / 0.5V

Reel Dimension & Tape Dimension

Type	A(mm)	B(mm)	C(mm)	D(mm)
7"x8mm	9.0±0.5	60±2	13.5±0.5	178±2
7"x12mm	13.5±0.5	60±2	13.5±0.5	178±2



Size	Ao(mm)	Bo(mm)	Ko(mm)	W(mm)	E(mm)	F(mm)	Po(mm)	P1(mm)	Do(mm)
1608	1.00±0.10	1.65±0.10	1.18±0.10	8.00±0.20	1.75±0.10	3.50±0.05	4.0±0.05	4.0±0.10	none
2012	1.50±0.10	2.35±0.10	1.45±0.10	8.00±0.20	1.75±0.10	3.50±0.05	4.0±0.05	4.0±0.10	1.0±0.1
2520	2.20±0.15	2.75±0.10	2.00±0.10	8.00±0.20	1.75±0.10	3.50±0.05	4.0±0.05	4.0±0.10	1.0±0.1
2520-3P	2.30±0.10	2.74±0.10	1.30±0.10	8.00±0.20	1.75±0.10	3.50±0.05	4.0±0.05	4.0±0.10	1.5±0.1
3216	1.88±0.10	3.50±0.10	2.10±0.10	8.00±0.20	1.75±0.10	3.50±0.05	4.0±0.05	4.0±0.10	1.0±0.1

Packaging Quantity

Chip Size	1608	2012	2520	3216
8mm/ Reel	2000	2000	2000	2000